

VARI***LITE**

VL10 BEAMWASH



The VL10 BeamWash packs class-leading power, dynamics and personality into a compact, fast-moving body. Producing 28,000 lumens and weighing just 33kg (73lb), it's brighter, lighter and more versatile than any comparable fixture.

A suite of dynamic effects offers endless creative possibilities, from the dual overlaying prisms to the aperture wheel, rotating gobo wheel and stunning aerial effects from the exclusive new VL*FX wheel. An internal frost can soften effects, while a heavy frost lens creates a strong, even wash. VL's enhanced CYM system and fixed color wheel offer designers a full palette, from the subtlest hues to the deepest reds and blues.

VL10 BEAMWASH

FEATURES & BENEFITS

- Exclusive new Philips 25R Platinum 550W lamp
- The brightest fixture in its class 28,000 lumen of output (640,000 lux @ 10m [33ft])
- Wide zoom range - 2.2° to 48°
- Narrowest beam reduction 0.7°
- Large impact stage presence from a 180mm front lens, a look only usually associated with much larger fixtures
- Ultra compact - 704 x 501 x 320mm - 33kg (28 x 20 x 13in - 73lb)
- Feature loaded for mid-air effects, 4 beam reduction + 8 beams shapes fixed apertures gobos + 8 fully rotating gobos
- Exclusive VL*FX animation wheel system, that creates dynamic new projected and mid-air effect
- Dual overlay prism system
- Image softening, variable 1° frost
- Wash mode
- Endless color options, CYM color mixing + fixed color wheel
- Ready to tour, ships complete with foam shell insert

SOURCE

Type	Philip 25R Platinum lamp
Wattage	550W

OPTICAL PERFORMANCE

Output lumens	28,000lm	
Output CRI	80 ±5%	
Output CCT	7000 ±5%	
Lux beam mode narrow @ 10m / 33ft	640,000	59,458Fc
Lux beam mode widest @ 10m / 33ft	2,300	214Fc
Lux beam mode narrow @ 20m / 33ft	160,000	14,865Fc
Lux beam mode widest @ 20m / 33ft	555	52Fc
	See photometric sheet for full data	
Lens size	mm	in
	180	7
Dimming system	Mechanical hybrid metal blades with glass leading edge 16-bit control	

VL10 BEAMWASH

BEAM

Narrow zoom angle	2.2° Beam mode 3.0° Light frost inserted 5.2° Wash mode
Widest zoom angle	44° Beam mode 45° Light Frost inserted 48° Wash mode

BEAM SOFTENING

Flag 1	1° Light frost
Flag 2	Wash mode

IMAGING

Gobo wheel 1	Metal aperture wheel 4 reduction aperture and 8 beam shaping apertures
Gobo wheel 2	Interchangeable Index and rotating gobos 8 + Open
Gobo rotation speed	Slowest speed 0.05rpm (1 full rotation = 20mins) Fastest speed 250rpm
VL*FX wheel	Interchangeable glass animation wheels 5+ open
Special features	Mega stepping, twist and shake control
Dual overlaying prism	Prism 1 - 8 Facet round Prism 2 - 4 Facet linear
Prism rotation speed	Slowest speed 0.05rpm (1 full rotation = 20mins) Fastest speed 250rpm

COLOR

Color mixing type	Vari-Lite enhanced color pallet CYM dichroic glass color mixing system
Fixed color	10 + open color slots

MOVEMENT

Pan	540°
Tilt	270°
Pan / Tilt speed	<3s / <1s

COOLING

Fan	Yes
Studio mode	N/A

NOISE LEVELS

1m full output	TBC
1m idle	TBC



VL10 BEAMWASH

POWER

Range	100 - 240/250 VAC
Power In - Thru	In and Thru
Connector type	TrueOne PowerCON black / yellow
Max wattage	850W

DATA CONNECTIONS

DMX (RDM)	5-pin XLR In and Thru
RJ45 data point	In

DATA PROTOCOLS

DMX (RDM)	Mode 1 - 41 channels (default mode) Mode 2 - 36 channels
ArtNET	Yes

PHYSICALS

IP rating	IP20
Finish	Black
Construction	Metal frame, engineering plastic covers
Hanging	VL rails

ENVIRONMENT

	°C	°F
Operating temperature	-20-45°	-4-113°
Operating humidity	33-45°	91-122°

DIMENSIONS

	mm	in
H x W x D	704 x 501 x 320	28 x 20 x 13
Hanging centers	530	21

WEIGHT

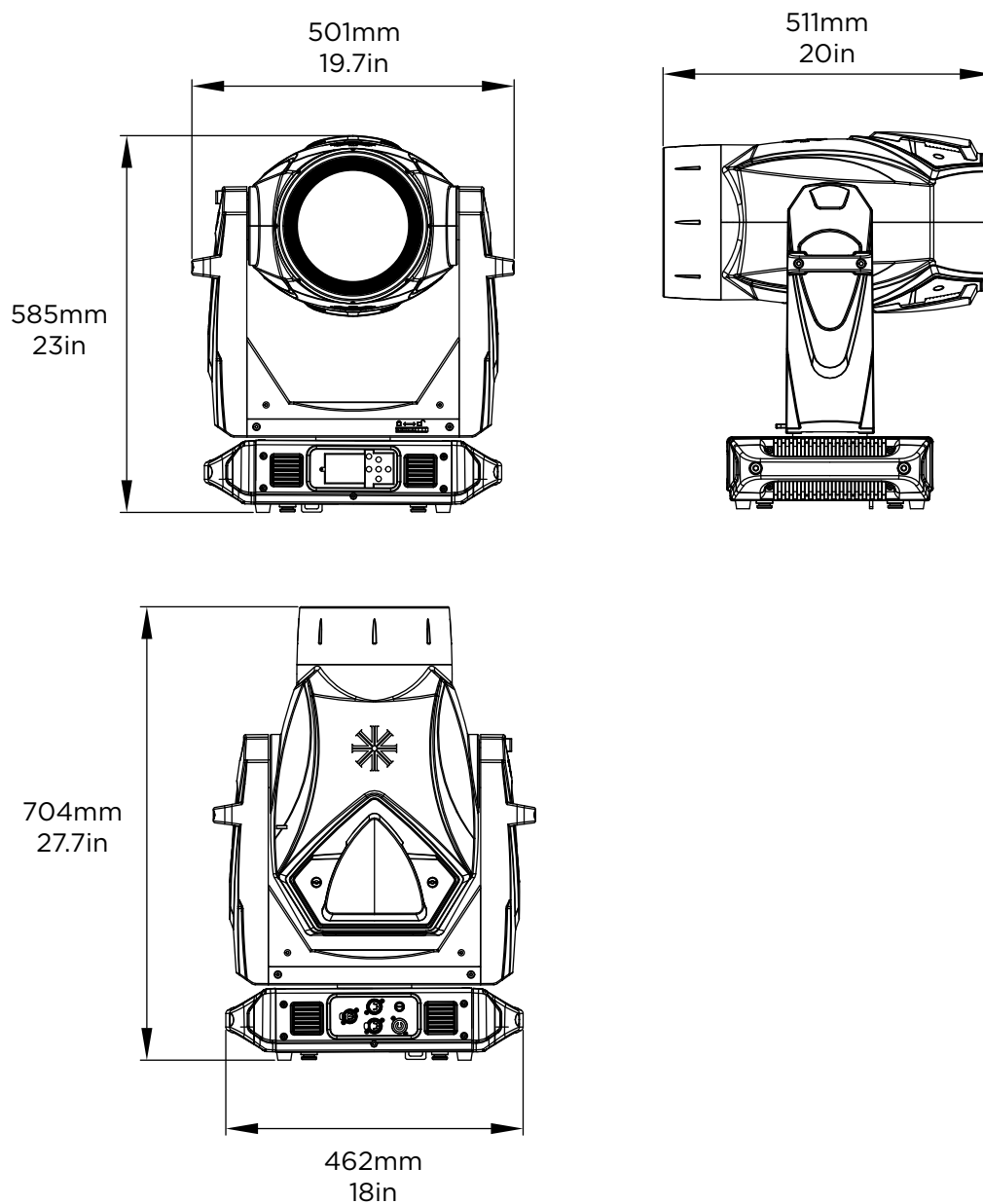
	kg	lb
Weight	33	73

WARRANTY & APPROBATION

Warranty	2 years
Approvals / listings	CE, ETL, UL, FCC CSA, RoHS, ISO 9001

VARI***LITE**

VL10 BEAMWASH



VL10 BEAMWASH

ORDER CODE

VL10 BeamWash, 550W 25R Philips Platinum lamp,
foam shell insert, hanging rails and TrueOne power input connector

20.1810.0001


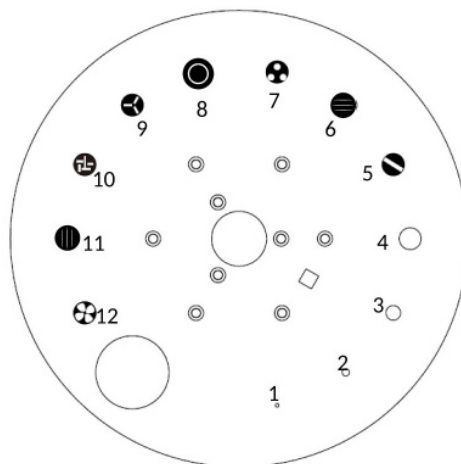
Luminaire programing kit

PEGASUS

VL10 BEAMWASH

GOBO WHEEL 1

1-4	Aperture reducers small to large
5	Horizontal Bar
6	Horizontal Slits
7	3 Dot Split
8	Cone
9	Peace
10	Bar Break
11	Vertical Slits
12	Clover




WHEEL 2

Position 1	Circle Space	
Position 2	Double 3 Hole*	* NEW
Position 3	Psyclone	
Position 4	Crossed Bars	
Position 5	Ray Gear*	* NEW
Position 6	Punchcard	
Position 7	Shock Breakup	
Position 8	Roos Oval*	* NEW



VL*FX WHEEL

Position 1	DichroFusion
Position 2	Wicked Waves
Position 3	Concurrent
Position 4	Concentric
Position 5	On the Rocks



© 2018 Signify Holding. All rights reserved.

All trademarks are owned by Signify Holding or their respective owners. The information provided herein is subject to change, without notice. Signify does not give any representation or warranty as to the accuracy or completeness of the information included herein and shall not be liable for any action in reliance thereon. The information presented in this document is not intended as any commercial offer and does not form part of any quotation or contract, unless otherwise agreed by Signify. Data subject to change.

Ref: 20.1810.0001-SpecSheet-01